

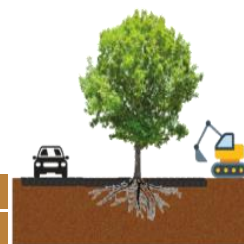
# Tree Root Protection

## Product Information:

- **Abweb TRP GW150/250 & GW200/300**

Used to protect tree roots from occasional traffic on construction works to stop compaction of the ground restricting oxygen to the roots.


<b>Abweb TRP GW150/250 &amp; GW200 / 300</b>	<b>Format</b>	<b>Dimensions</b>	<b>Priced in</b>
	Panels	4m x 6m	sq m



- **Rootline GHDR Smooth**

Used to protect the waterproof membrane from tree root damage on green roofs, installed horizontally.

<b>Rootline GHDR Smooth</b>	<b>Format</b>	<b>Dimensions</b>	<b>Weight</b>	<b>Priced in</b>
	Roll	1.2m x 10m or 50m	850 gsm	sq m
	Roll	1.2m x 10m or 50m	1,200 gsm	sq m
	Roll	1.2m x 10m or 30m	2,000 gsm	sq m



Also used vertically to stop tree roots growing out into footpaths and road pavements.



- **Rootline GHD120S20**

A cusped root barrier designed to confuse and deflect roots. Used vertically to stop tree roots growing out into road pavements or buildings

<b>Rootline GHD120S20R</b>	<b>Format</b>	<b>Dimensions</b>	<b>Weight</b>	<b>Priced in</b>
	Dimpled Roll	300mm x 10m	1,200 gsm	lin m
	Dimpled Roll	450mm x 10m	1,200 gsm	lin m
	Dimpled Roll	900mm x 10m	1,200 gsm	lin m
	Dimpled Roll	1.1m x 10m	1,200 gsm	lin m
	Dimpled Roll	2.2m x 10m	1,200 gsm	lin m



- **Rootline GHD160S20**

A cusped root barrier designed to confuse and deflect roots. Used vertically to stop tree roots growing out into road pavements or buildings. High density.


<b>Rootline GHD160S20R</b>	<b>Format</b>	<b>Dimensions</b>	<b>Weight</b>	<b>Priced in</b>
	Dimpled Roll	300mm x 10m	1,600 gsm	sq m
	Dimpled Roll	450mm x 10m	1,600 gsm	sq m
	Dimpled Roll	900mm x 10m	1,600 gsm	sq m
	Dimpled Roll	1.1m x 10m	1,600 gsm	sq m
	Dimpled Roll	2.2m x 10m	1,600 gsm	sq m



- **Rootline GLLD100S3**

Used horizontally over contaminated / brownfield land.

<b>Rootline GLLD100S3 LLDPE</b>	<b>Format</b>	<b>Dimensions</b>	<b>Weight</b>	<b>Priced in</b>
	Dimpled Roll	550m x 120m	1,000 gsm	sq m
	Dimpled Roll	1.1m x 140m	1,000 gsm	sq m
	Dimpled Roll	2.2m x 140m	1,000 gsm	sq m



Product Information